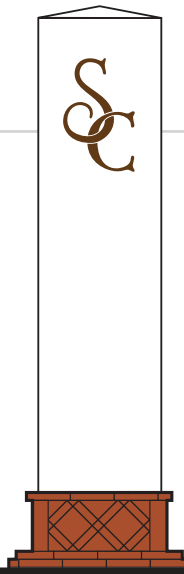
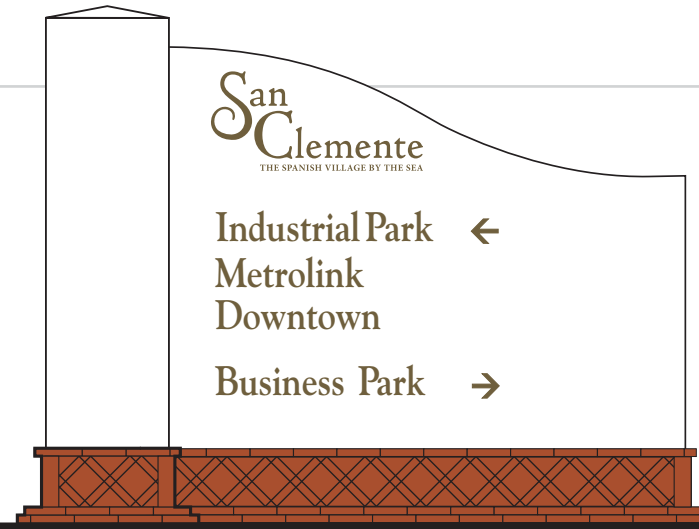


GWmj.1.00 GATEWAY MONUMENT - MAJOR



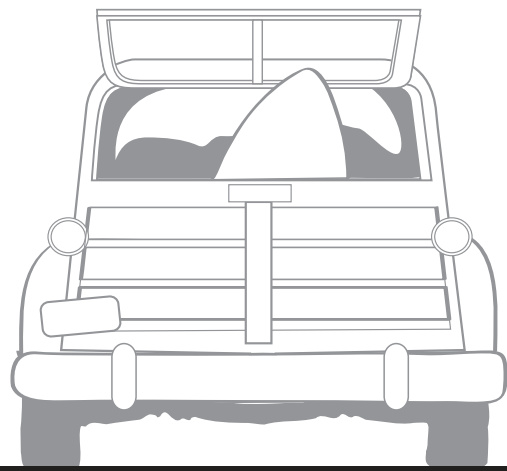
GWpl.1.00 GATEWAY - PYLON




GWmi.1.00 GATEWAY MONUMENT - MINOR (AT CITY ENTRIES)



ALTERNATE CONCRETE BASE




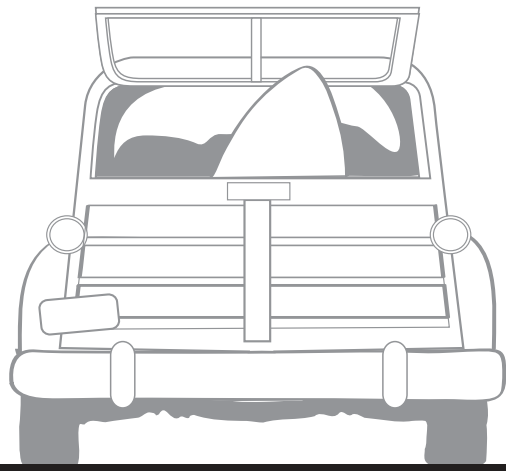
GWds.1.00 GATEWAY MONUMENT - DISTRICT



IDcv.2.00 IDENTITY - CIVIC - FACILITY



IDcv.1.00 IDENTIFICATION - CIVIC - PARK



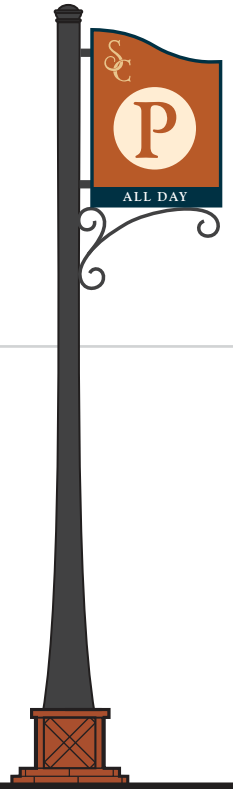
DRmj.1.00 DIRECTIONAL - MAJOR DESTINATIONS (OPTION 1)



DRmj.1.00 DIRECTIONAL - MAJOR DESTINATIONS (OPTION 2)



DRmj.1.00 DIRECTIONAL - MAJOR DESTINATIONS (OPTION 3)





IDpl.1.00 IDENTIFICATION - CITY PARKING LOTS



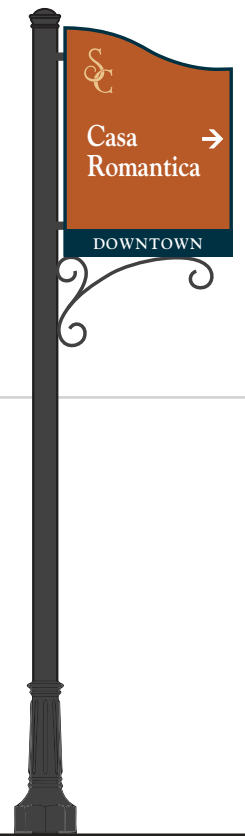
BACK OF SIGN FACE - TYPICAL




BACK OF SIGN FACE




DRmi.1.00 DIRECTIONAL - MINOR DESTINATIONS (OPTION 1)



DRmi.1.00 DIRECTIONAL - MINOR DESTINATIONS (OPTION 2)



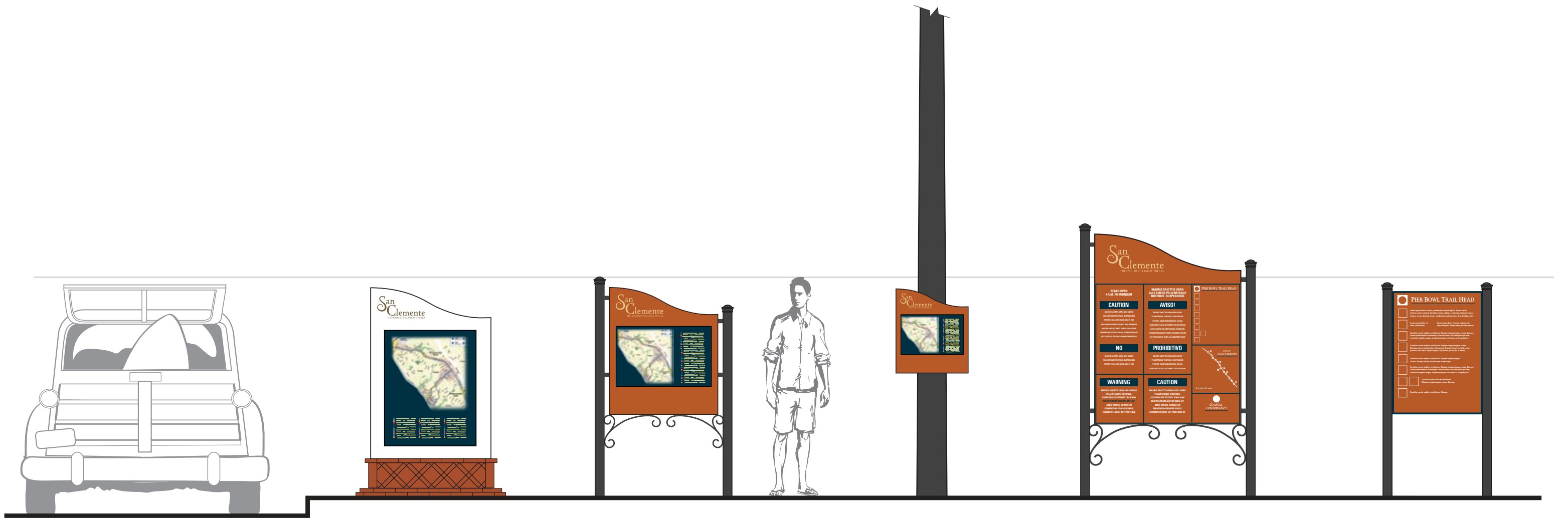
DRmi.1.00 DIRECTIONAL - MINOR DESTINATIONS (OPTION 3)



BACK OF SIGN FACE - TYPICAL



ALTERNATE SIZE




DTbs.1.00 DIRECTORY - ON BASE

DTpo.1.00 DIRECTORY - ON POLES

DTpo.2.00 DIRECTORY - ON EXISTING POLE

RGbc.1.00 REGULATORY - BEACH AND BEACH TRAILS

RGbt.1.00 REGULATORY - BEACH TRAILS



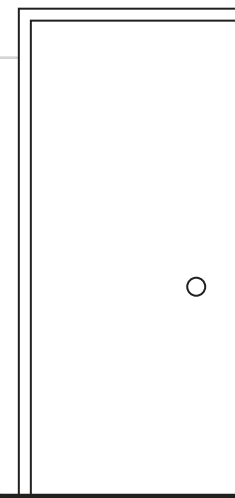
IDhm.1.00 IDENTIFICATION - HISTORIC LANDMARK WALL-MOUNTED



IDhm.2.00 IDENTIFICATION - HISTORIC LANDMARK POLE-MOUNTED



IDhr.1.00 HISTORIC RESOURCES -WALL-MOUNTED



LOGO TYPE: "COMPLETE"

San
Clemente
THE SPANISH VILLAGE BY THE SEA

TYPEFACE: UNIVERS 67 BOLD CONDENSED

ABCDEFGHIJKLMNOPQRSTUVWXYZ
abcdefghijklmnopqrstuvwxyz
0123456789


TYPEFACE: GOUDY BOLD ITALIC

ABCDEFGHIJKLMNOPQRSTUVWXYZ
abcdefghijklmnopqrstuvwxyz
0123456789

TYPEFACE: GOUDY BOLD

ABCDEFGHIJKLMNOPQRSTUVWXYZ
abcdefghijklmnopqrstuvwxyz
0123456789

LOGO TYPE: "MONOGRAM"



PAINTS

ID	COLOR	FINISH	DESCRIPTION
P1	TERRA COTTA	EGGSHELL	TO MATCH DUNN EDWARDS DE5153 IRON ORE
P2	DARK BLUE	EGGSHELL	TO MATCH DUNN EDWARDS DEA182 ENCORE TEAL
P3	BEIGE	EGGSHELL	TO MATCH DUNN EDWARDS DEC 745 CHAPARRAL
P4	LT. TERRA COTTA	EGGSHELL	TO MATCH DUNN EDWARDS DE 5180 SPANISH PEANUT
P5	BROWN/BLACK	FLAT	TO MATCH MATTHEWS BROWN SOLIDS/02 MP13338
P6	OFF WHITE	EGGSHELL	TO MATCH DUNN EDWARDS DE 6148 ANTIQUE LINEN

STOLIT

ID	COLOR	FINISH	DESCRIPTION
S1	WHITE	1.0 AGGREGATE	WHITE STO

VINYLS

ID	COLOR	FINISH	DESCRIPTION
V1	WHITE	OPAQUE	3M WHITE 7725-10
V2	WHITE	REFLECTIVE	3M WHITE 5000
V3	BEIGE	OPAQUE	3M BEIGE 7725-49
V4	TERRA COTTA	OPAQUE	3M TERRA COTTA 7725-24
V5			