

City of Raleigh, North Carolina

Wayfinding Signage Design Drawings

July 18, 2008



Prepared by:

corbindesign
People get lost. We fix that.™

109 East Front Suite 304
Traverse City, MI 49684



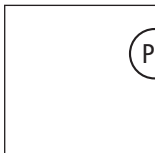




231 947.1236 tel
231 947.1477 fax
www.corbindesign.com

City of Raleigh







Raleigh, NC

Colors & Materials








PAINT

-  **P1** BLUE
MATTHEWS PAINT 10452
-  **P2** BLACK
MATTHEWS PAINT N923 SATIN
-  **P3** WHITE
MATTHEWS PAINT N202 SATIN
-  **P4** BRUSHED ALUMINUM
MATTHEWS PAINT BRUSHED ALUMINUM
-  **P5** GOLD
MATTHEWS PAINT 20503
-  **P6** BLUE TRANSLUCENT
TO MATCH
MATTHEWS PAINT 10452
-  **P7** LIGHT BLUE
MATTHEWS PAINT 01992


VINYL

-  **V1** BLUE REFLECTIVE
3M SCOTCHLITE HIGH INTENSITY
BLUE 3935
-  **V2** WHITE REFLECTIVE
3M SCOTCHLITE HIGH INTENSITY
WHITE 3930
-  **V3** GOLD REFLECTIVE
AVERY A7807-R
-  **V4** GREEN OVERLAY FILM
3M GREEN EC FILM 1177
-  **V5** GREEN TRANSLUCENT
3M BRIGHT JADE GREEN
3630-116
-  **V6** GOLD TRANSLUCENT
3M GOLD NUGGET
3630-141

VINYL (CONT'D)

-  **V7** WHITE OPAQUE
3M WHITE
180C-10
-  **V8** BLUE OPAQUE
3M VIVID BLUE
180C-17
-  **V9** BLUE OVERLAY FILM
3M BLUE EC FILM 1175
-  **V10** RED OVERLAY FILM
3M RED EC FILM 1172
-  **V11** ORANGE TRANSLUCENT
3M KUMQUAT ORANGE
3630-74
-  **V12** BLUE TRANSLUCENT
3M INTENSE BLUE
3630-127
-  **V13** ORANGE OPAQUE
3M LIGHT ORANGE
7725-54, 7125-54

FINISH MATERIALS

-  **M1** WHITE ACRYLIC

Fabricator is responsible for matching all colors and materials as specified and is required to provide Corbin color and material samples for approval.

CAUTION! CONSISTENT AND ACCURATE COLOR REPRODUCTION IN THIS DOCUMENT CANNOT BE ASSURED DUE TO THE LIMITATIONS OF COLOR PRINTING TECHNOLOGY. The Coated Pantone Matching System®, 3M or Avery vinyl system, and Matthews Paint system are used for specifying signage color matches. (In the absence of actual sign material color chip reference sets, actual specified product color swatches should be referenced for color matching.) Shown here are approximations of the primary signage background colors and supporting accent colors.


Actual color finishes on signage are to be matte or low luster (not shiny or glossy) and exclusively a premium acrylic polyurethane.

DATE	DESCRIPTION
12.03.07	Design Intent
07.18.08	FOR BID

SCALE
N/A

SYMBOLS & ART

ARROWS



SYMBOLS



ART



TYPOGRAPHY

CLEARVIEW HIGHWAY 1-W [tracking set to -40]

Aa Bb Cc Dd Ee Ff Gg Hh Ii Jj Kk Ll Mm Nn Oo Pp Qq Rr Ss Tt Uu Vv Ww Xx Yy Zz
1234567890

CLEARVIEW HIGHWAY 2-W

Aa Bb Cc Dd Ee Ff Gg Hh Ii Jj Kk Ll Mm
Nn Oo Pp Qq Rr Ss Tt Uu Vv Ww Xx Yy Zz
1234567890

TRADE GOTHIC MEDIUM

Aa Bb Cc Dd Ee Ff Gg Hh Ii Jj Kk Ll Mm
Nn Oo Pp Qq Rr Ss Tt Uu Vv Ww Xx Yy Zz
1234567890

TRADE GOTHIC BOLD

Aa Bb Cc Dd Ee Ff Gg Hh Ii Jj Kk Ll Mm
Nn Oo Pp Qq Rr Ss Tt Uu Vv Ww Xx Yy Zz
1234567890

TRADE GOTHIC CONDENSED NO. 18

Aa Bb Cc Dd Ee Ff Gg Hh Ii Jj Kk Ll Mm
Nn Oo Pp Qq Rr Ss Tt Uu Vv Ww Xx Yy Zz
1234567890

TRADE GOTHIC BOLD No. 2

Aa Bb Cc Dd Ee Ff Gg Hh Ii Jj Kk Ll Mm
Nn Oo Pp Qq Rr Ss Tt Uu Vv Ww Xx Yy Zz
1234567890

BOULEVARD

*Aa Bb Cc Dd Ee Ff Gg Hh Ii Jj Kk Ll Mm
Nn Oo Pp Qq Rr Ss Tt Uu Vv Ww Xx Yy Zz
1234567890*

Fabricator is responsible for matching all colors and materials as specified and is required to provide Corbin color and material samples for approval.

CAUTION! CONSISTENT AND ACCURATE COLOR REPRODUCTION IN THIS DOCUMENT CANNOT BE ASSURED DUE TO THE LIMITATIONS OF COLOR PRINTING TECHNOLOGY. The Coated Pantone Matching System®, 3M or Avery vinyl system, and Matthews Paint system are used for specifying signage color matches. (In the absence of actual sign material color chip reference sets, actual specified product color swatches should be referenced for color matching.) Shown here are approximations of the primary signage background colors and supporting accent colors.

Actual color finishes on signage are to be matte or low luster (not shiny or glossy) and exclusively a premium acrylic polyurethane.

Signage paints produced by Matthews Paint Company are to be the standard reference, with the exception of Benjamin Moore paints where specified.

DATE	DESCRIPTION
12.03.07	Design Intent
07.18.08	FOR BID

SCALE
N/A

City of Raleigh

Raleigh, NC

Sign Type G-1
Large Gateway ID



Sign is internally illuminated.

P codes correspond to paint colors, which can be found on the Colors and Materials sheet.

V codes correspond to vinyl colors, which can be found on the Colors and Materials sheet.

M codes correspond to materials, which can be found on the Colors and Materials sheet.

T codes correspond to system typefaces, which can be found on the Typography, Symbols & Art sheet.

S codes correspond to system symbols, which can be found on the Typography, Symbols & Art sheet.

A codes correspond to system art, which can be found on the Typography, Symbols & Art sheet.

DATE DESCRIPTION

12.03.07	Design Intent
03.19.08	NCDOT Design Updates
07.18.08	FOR BID

SCALE

3/8"=1'-0"



Reverse



Top

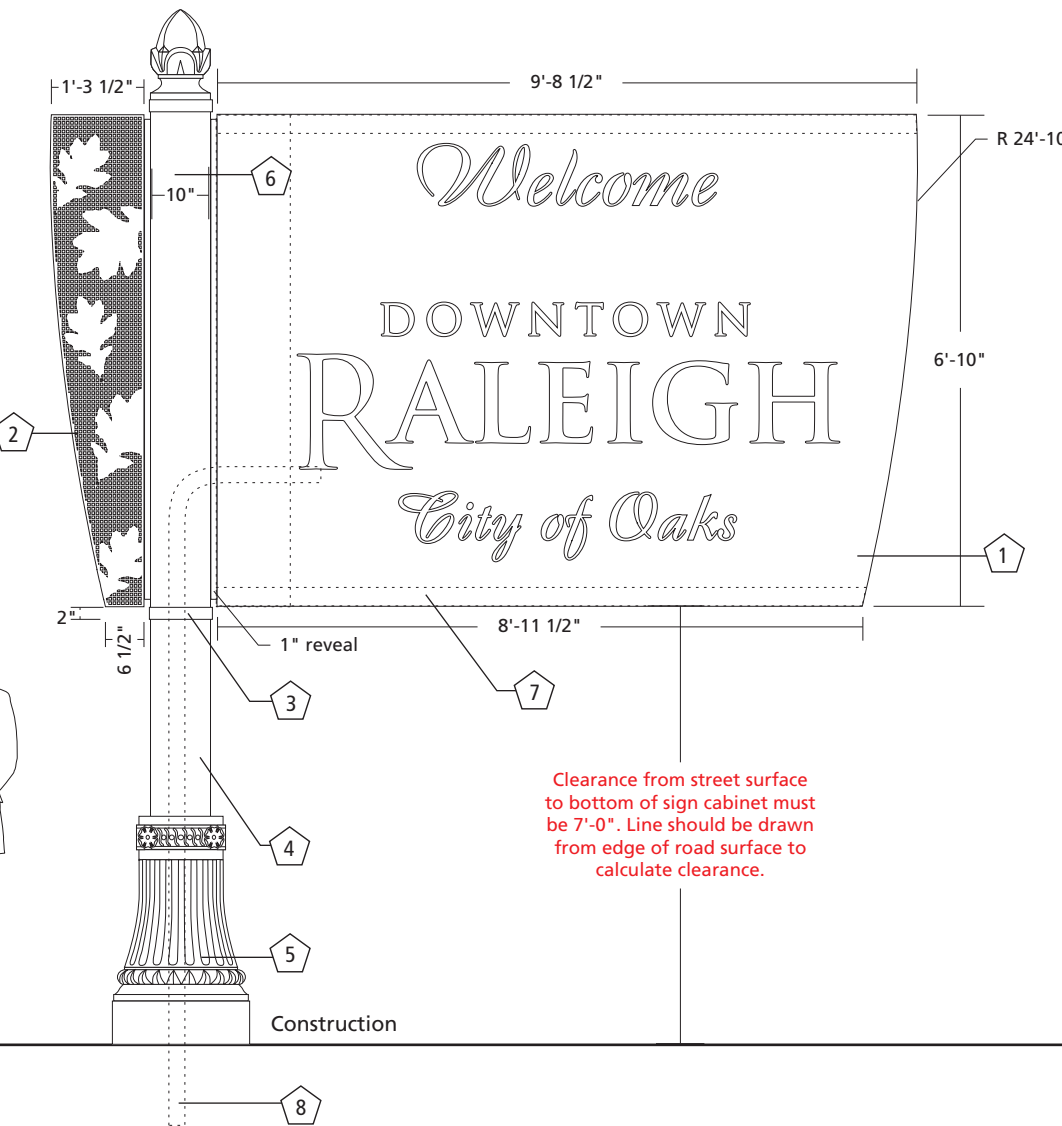
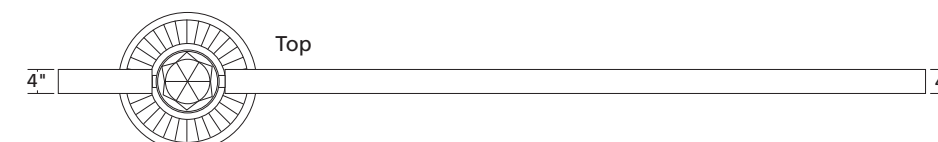


Elevation: Colors and Materials

- 1 4" deep aluminum sign cabinet internally illuminated with white LEDs. Copy and graphics to be cut-out/pushed-through/flush white acrylic and vinyl. Cabinet to be cantilevered from post on 1" wide, 2" deep reveal. Reverse side panel to be removable for internal access.
- 2 4" deep aluminum sign cabinet internally illuminated with LEDs. Front face to be aluminum panel water jet cut or chemically etched to create mesh and oak leaf pattern. Patterned panel to be backed up with white acrylic to conceal internal LED illumination. Cabinet to be cantilevered from post on 1" wide, 2" deep reveal.
- 3 1/4" thick x 2" tall decorative aluminum bands to be wrapped around post and welded to form seamless 'collar'.
- 4 10 inch round aluminum post
- 5 Sign must be installed with Pole-Safe or equivalent FHWA-approved breakway system. Valmont Historic "Huntington" base cover to conceal hardware. [Valmont.com]
- 6 Decorative acorn finial to top the sign post.
- 7 Internal structural framework to tie into post and support cabinet.
- 8 Electrical feed. FABRICATOR IS RESPONSIBLE FOR PULLING ELECTRICAL TO THIS SIGN.



Layout Specifications



Clearance from street surface to bottom of sign cabinet must be 7'-0". Line should be drawn from edge of road surface to calculate clearance.

City of Raleigh

Raleigh, NC

Sign Type G-2
Medium Gateway ID



Sign is internally illuminated.

P codes correspond to paint colors, which can be found on the Colors and Materials sheet.

V codes correspond to vinyl colors, which can be found on the Colors and Materials sheet.

M codes correspond to materials, which can be found on the Colors and Materials sheet.

T codes correspond to system typefaces, which can be found on the Typography, Symbols & Art sheet.

S codes correspond to system symbols, which can be found on the Typography, Symbols & Art sheet.


A codes correspond to system art, which can be found on the Typography, Symbols & Art sheet.

DATE DESCRIPTION

12.03.07 Design Intent
07.18.08 FOR BID

SCALE

1/2"=1'-0"



1 4" deep aluminum sign cabinet internally illuminated with white LEDs. Copy and graphics to be cut-out/pushed-through/flush white acrylic and vinyl. Cabinet to be connected from post on 3/4" wide, 1-1/2" deep reveal. Reverse side panel to be removable for internal access.

2 4" deep aluminum sign cabinet internally illuminated with LEDs. Front face to be aluminum panel water jet cut or chemically etched to create mesh and oak leaf pattern. Patterned panel to be backed up with white acrylic to conceal internal LED illumination. Cabinet to be cantilevered from post on 3/4" wide, 1-1/2" deep reveal.

3 3/16" thick x 1" tall decorative aluminum bands to be wrapped around post and welded to form seamless 'collar'.

4 5 inch round aluminum post.

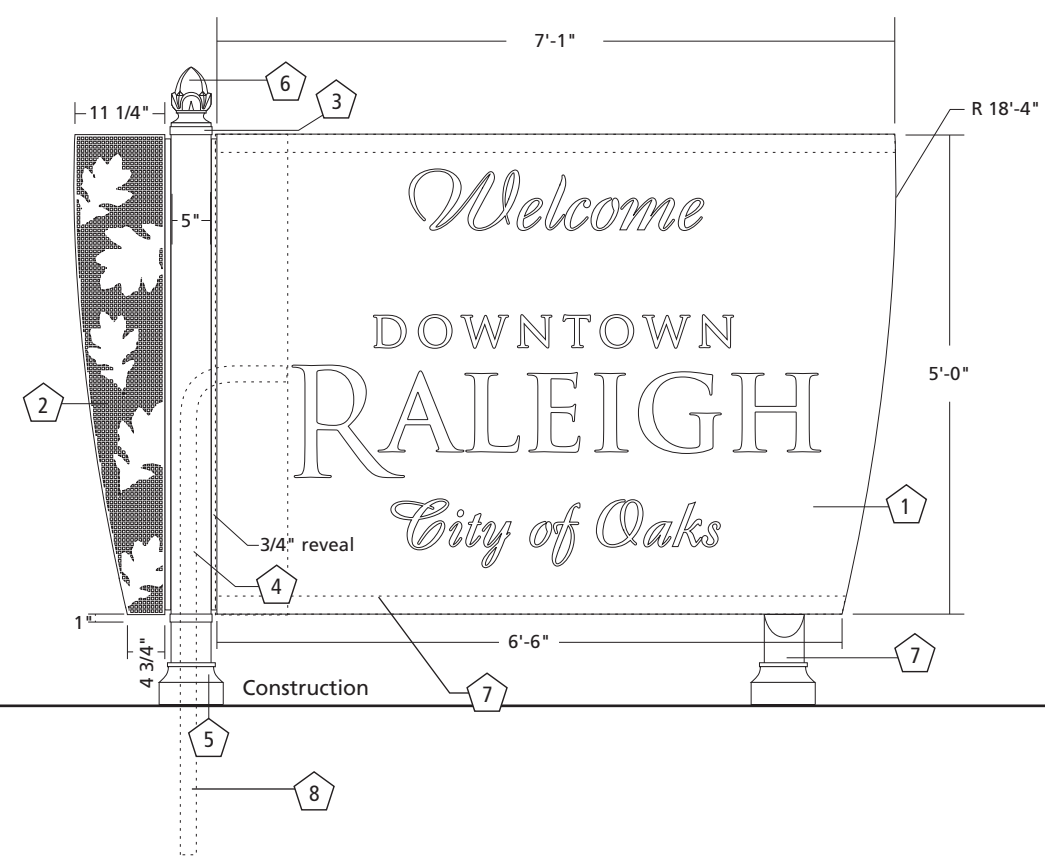

5 Sign must be installed with Pole-Safe or equivalent FHWA-approved breakaway system. Decorative base cover to conceal hardware and be sized accordingly.

6 Decorative acorn finial to top the sign post.

7 5 inch round post to be tapered inward from the front and back to match 4" depth of sign cabinet.

8 Internal structural framework to tie into post and support cabinet.

9 Electrical feed. FABRICATOR IS RESPONSIBLE FOR PULLING ELECTRICAL TO THIS SIGN.



Elevation: Colors and Materials

City of Raleigh

Raleigh, NC

Sign Type G-3
Small Gateway ID



- 1 5 inch round aluminum post.
- 2 1/8" aluminum sign face to be break-formed at top and bottom to slide over aluminum support brackets and screwed in place from top and bottom. Face is spaced 1/2" from post to create reveal. Graphics to be reflective vinyls.
- 3 1/2" aluminum fabricated support bracket to be welded directly to post. Welds to be clean and smooth.
- 4 1/8" thick x 1" tall decorative aluminum bands to be wrapped around post and welded to form seamless 'collar'.
- 5 Sign must be installed with Pole-Safe or equivalent FHWA-approved breakway system. Decorative base cover to conceal hardware and be sized accordingly.
- 6 1/8" aluminum fin to be water jet cut or chemically etched to create mesh and oak leaf pattern. To be held in place with u-channel frame on 3 sides, welded to post.
- 7 Decorative acorn finial to top the sign post.



P codes correspond to paint colors, which can be found on the Colors and Materials sheet.

V codes correspond to vinyl colors, which can be found on the Colors and Materials sheet.

M codes correspond to materials, which can be found on the Colors and Materials sheet.

T codes correspond to system typefaces, which can be found on the Typography, Symbols & Art sheet.

S codes correspond to system symbols, which can be found on the Typography, Symbols & Art sheet.

A codes correspond to system art, which can be found on the Typography, Symbols & Art sheet.

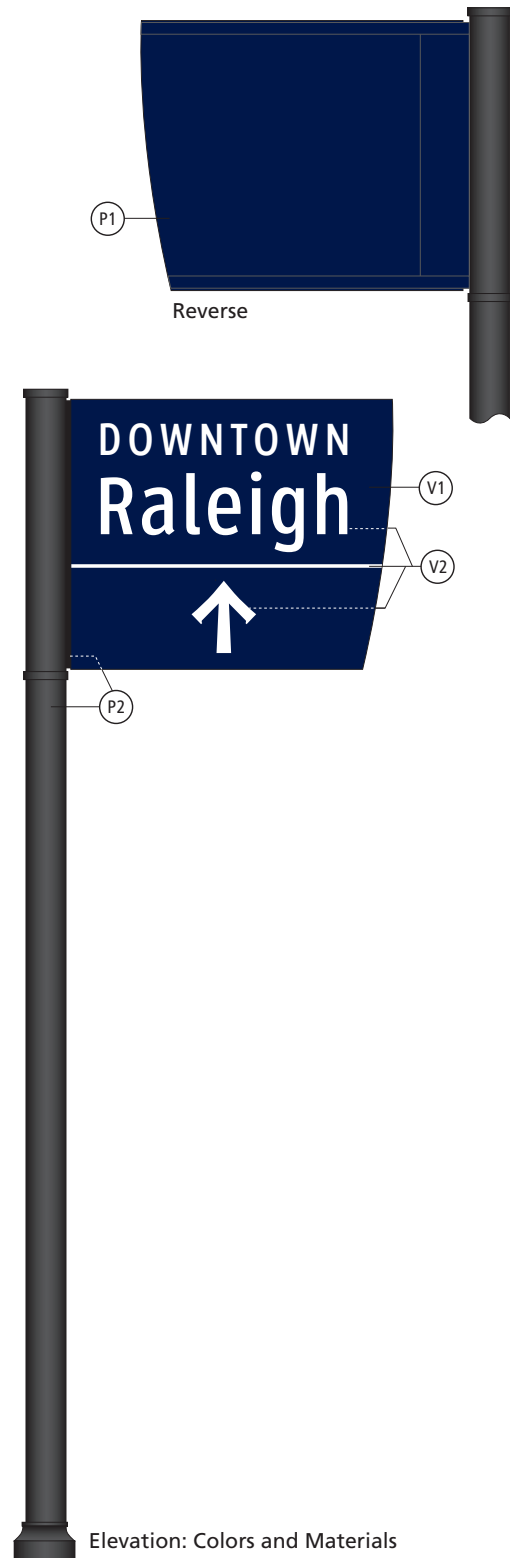
DATE	DESCRIPTION
12.03.07 07.18.08	Design Intent FOR BID

SCALE
1/2"=1'-0"

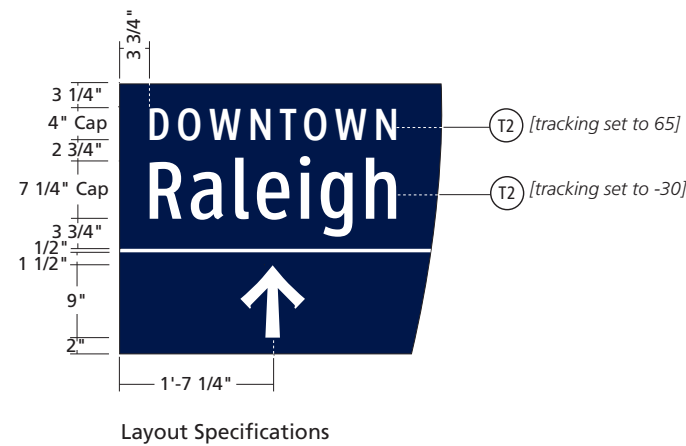
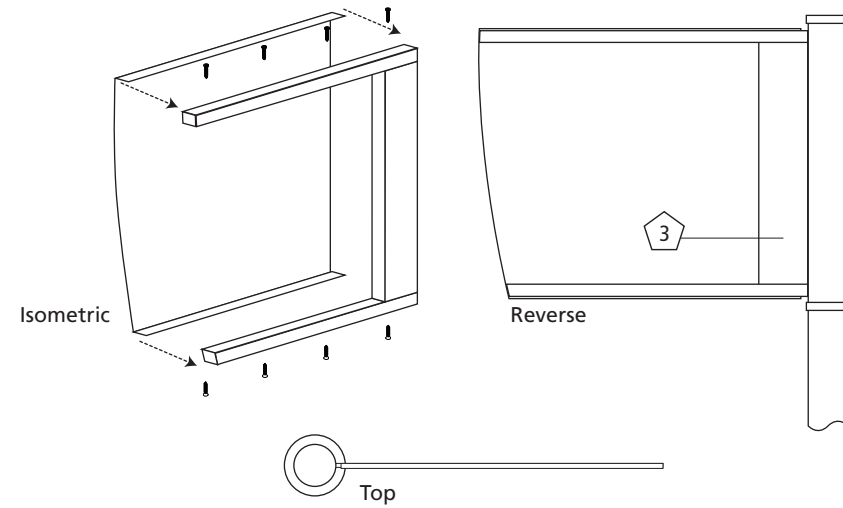
City of Raleigh

Raleigh, NC

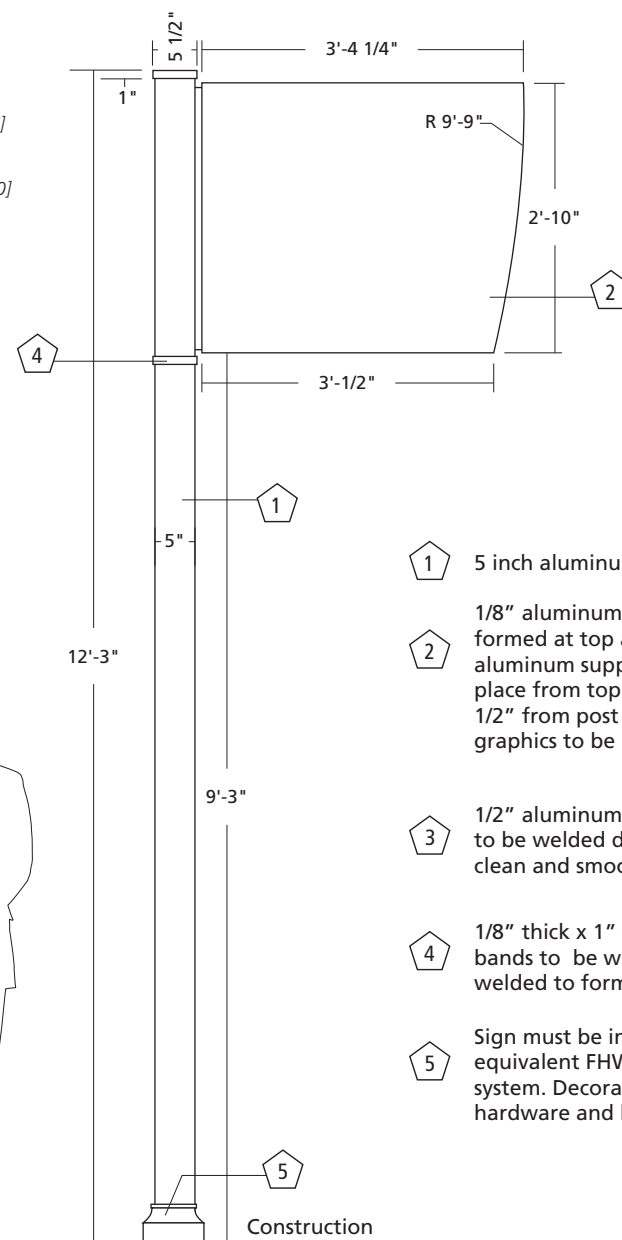
Sign Type D-1 Trailblazer



Elevation: Colors and Materials



Layout Specifications



Construction

- 1 5 inch aluminum post.
- 2 1/8" aluminum sign face to be break-formed at top and bottom to slide over aluminum support brackets and screwed in place from top and bottom. Face is spaced 1/2" from post to create reveal. Copy and graphics to be reflective vinyls.
- 3 1/2" aluminum fabricated support bracket to be welded directly to post. Welds to be clean and smooth.
- 4 1/8" thick x 1" tall decorative aluminum bands to be wrapped around post and welded to form seamless 'collar'.
- 5 Sign must be installed with Pole-Safe or equivalent FHWA-approved breakway system. Decorative base cover to conceal hardware and be sized accordingly.

P codes correspond to paint colors, which can be found on the Colors and Materials sheet.

V codes correspond to vinyl colors, which can be found on the Colors and Materials sheet.

M codes correspond to materials, which can be found on the Colors and Materials sheet.

T codes correspond to system typefaces, which can be found on the Typography, Symbols & Art sheet.

S codes correspond to system symbols, which can be found on the Typography, Symbols & Art sheet.

A codes correspond to system art, which can be found on the Typography, Symbols & Art sheet.

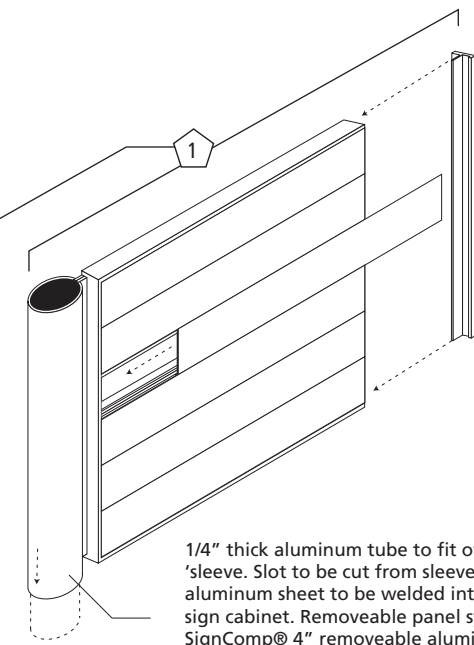
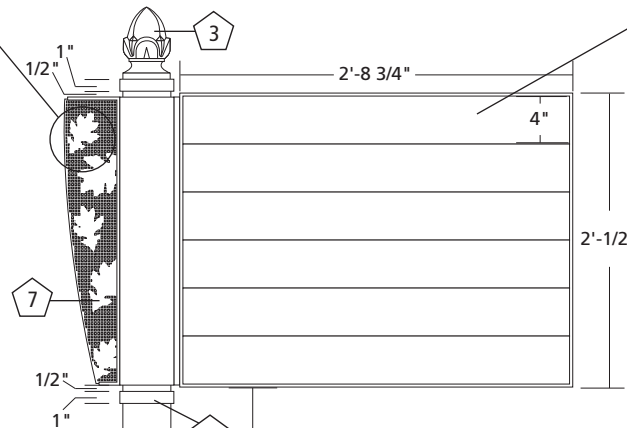
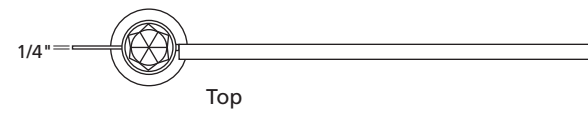

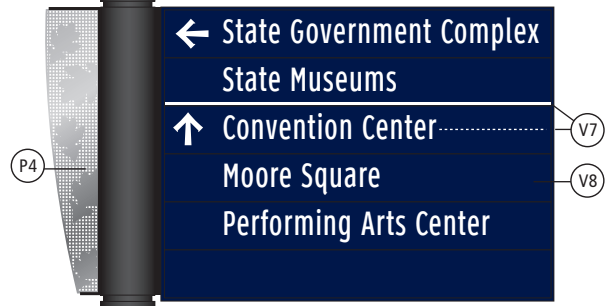
DATE	DESCRIPTION
12.03.07	Design Intent
07.18.08	FOR BID

SCALE
1/2"=1'-0"

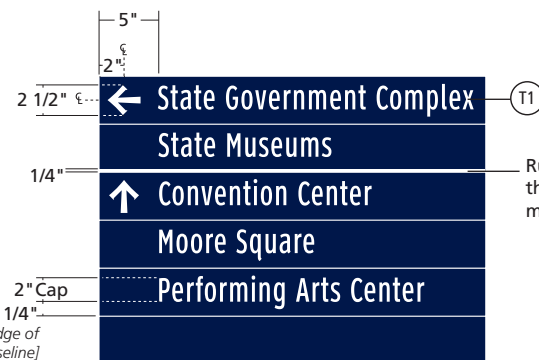
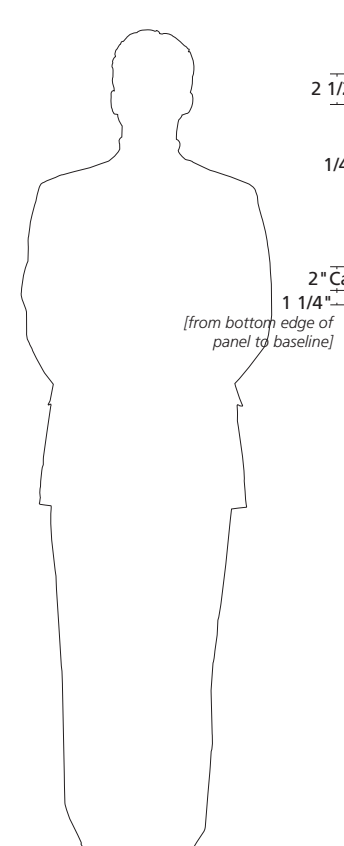
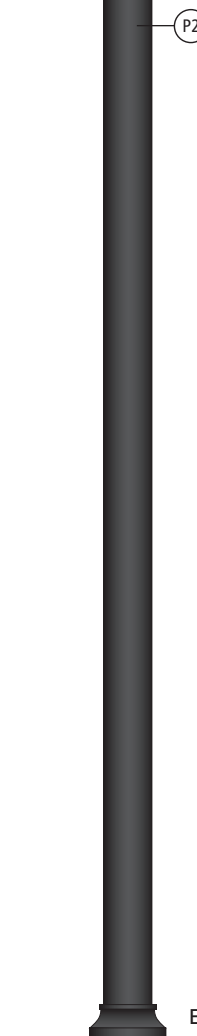
Sign Type D-3
Pedestrian Guide Sign



Reverse


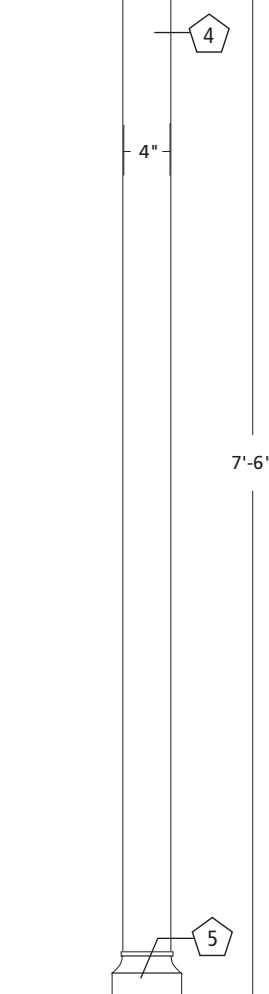


1/4" thick aluminum tube to fit over post as a 'sleeve'. Slot to be cut from sleeve and 1/2" structural aluminum sheet to be welded into slot to support sign cabinet. Removeable panel system to be SignComp® 4" removeable aluminum message panels with tracks and frames. Fabricator to suggest alterations to SignComp® system to allow for use as a narrow cabinet cantilevered from post. All messaging on insert panels to be opaque vinyls.



Layout Specifications
[measurements account for insert panel surfaces only, not the sign frame]

Rule line should rest at the bottom edge of the message panel.



Reverse

7'-6"

Construction

- 1 Changeable-panel sign cabinet assembly fabricated as one unit that will slide over and be welded to the sign post. See above.
- 2 Reverse side to feature identical changeable-panel assembly as front.
- 3 Decorative acorn finial to top the sign post.
- 4 4 inch round aluminum post.
- 5 Sign must be installed with Pole-Safe or equivalent FHWA-approved breakway system. Decorative base cover to conceal hardware and be sized accordingly.
- 6 1/8" decorative aluminum bands to be wrapped around post and welded to form seamless 'collar'.
- 7 1/8" aluminum fin to be water jet cut or chemically etched to create mesh and oak leaf pattern. To be held in place with u-channel frame on 3 sides, welded to sign cabinet assembly sleeve.

P codes correspond to paint colors, which can be found on the Colors and Materials sheet.

V codes correspond to vinyl colors, which can be found on the Colors and Materials sheet.

M codes correspond to materials, which can be found on the Colors and Materials sheet.

T codes correspond to system typefaces, which can be found on the Typography, Symbols & Art sheet.

S codes correspond to system symbols, which can be found on the Typography, Symbols & Art sheet.

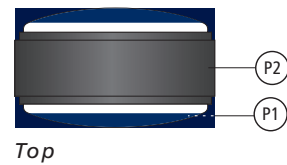
A codes correspond to system art, which can be found on the Typography, Symbols & Art sheet.

DATE	DESCRIPTION
12.03.07 07.18.08	Design Intent FOR BID

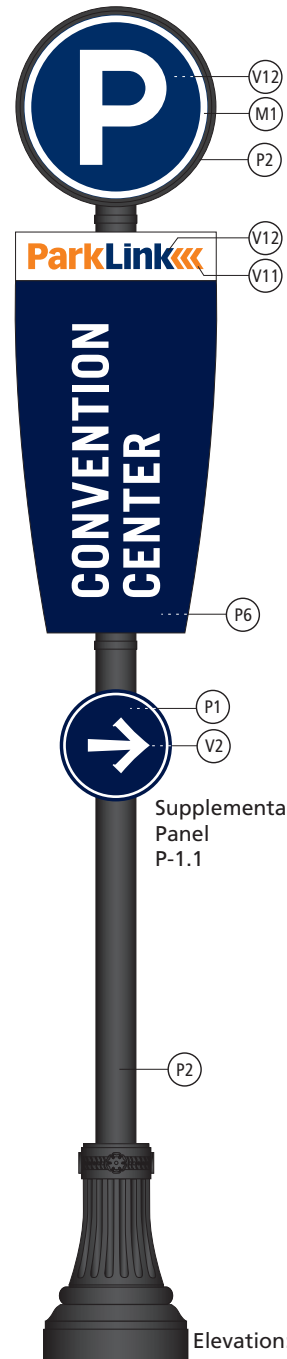
SCALE

3/4"=1'-0"

Elevation: Colors and Materials

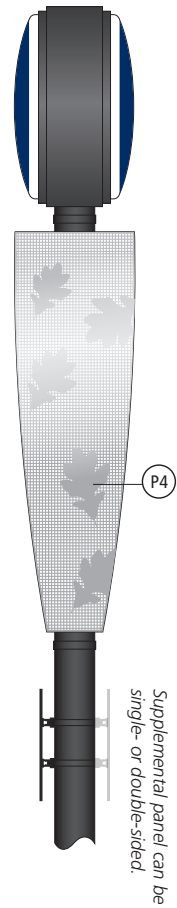


Top

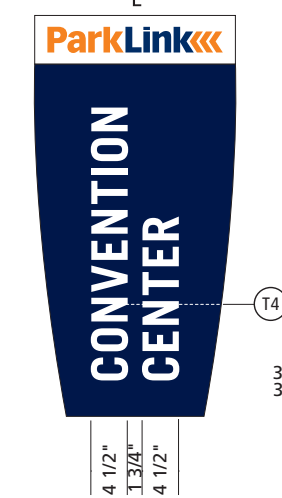


Supplemental Panel P-1.1

Elevation: Colors & Materials



Supplemental panel can be single- or double-sided.



Layout Specifications

1 5 inch aluminum post.

2 Round internally illuminated sign cabinet with dimensional band wrapping the perimeter. Illuminated with white LEDs.

3 White acrylic disc to be pushed through flush and fastened mechanically to the inside perimeter of the round sign unit. Symbol to be applied translucent vinyl to face of acrylic disc.

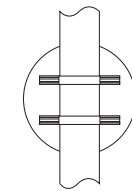
4 1/8" thick x 1" tall decorative aluminum bands to be wrapped around post and welded to form seamless 'collar'.

5 Sign must be installed with Pole-Safe or equivalent FHWA-approved breakway system. Valmont Historic "Huntington" base cover to conceal hardware. [Valmont.com]

6 Custom molded translucent fiberglass sign cabinet internally illuminated with LEDs. Faces to be painted with translucent paint. Entire face to glow at night. Sides to be left open to receive patterned panels.

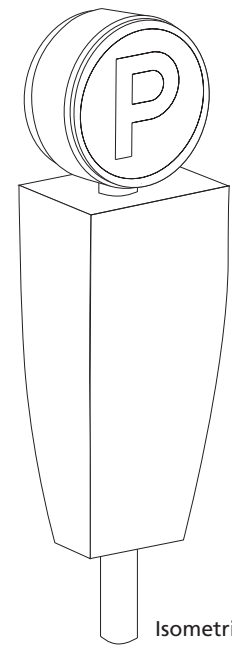
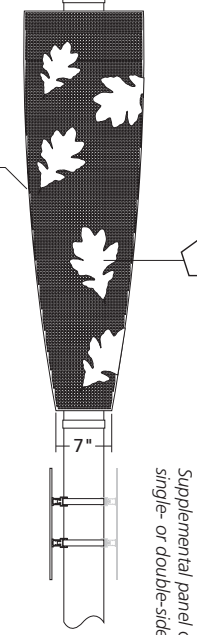
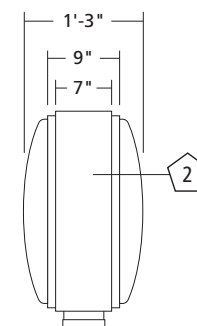
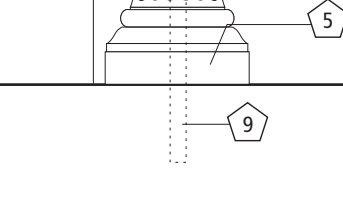
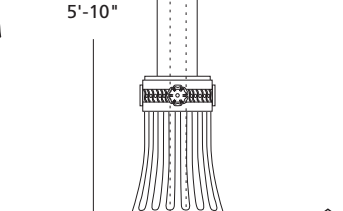
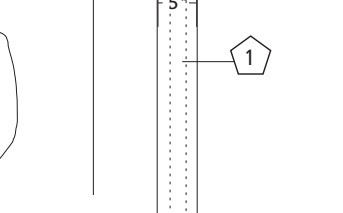
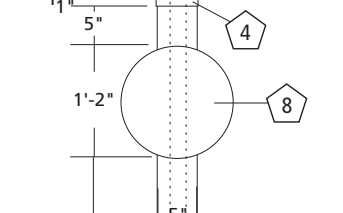
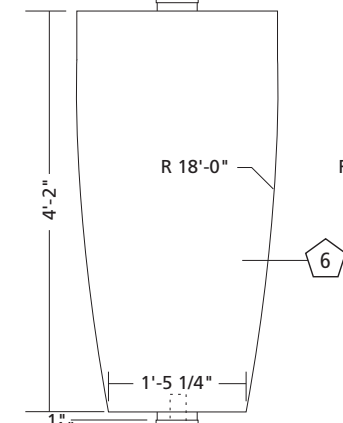
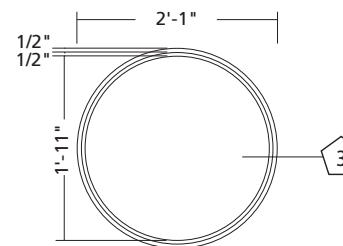
7 Open sides of fiberglass cabinet to be 1/16" aluminum panels water jet cut or chemically etched to create mesh and oak leaf pattern. Patterned panels to be backed up with white acrylic to conceal internal LED illumination.

8 P-1.1 supplemental panel to be constructed from 1/8" aluminum. Panel to be affixed to post with SignFix® Medium Extrusions, SignFix® Universal Channel Clamps and Band-It® Buckle Straps. Panel may occur on the front and/or back of the post, sharing a Band-It strap. All attachment hardware to be black to match post.




Reverse: Single-sided supplemental panel.

9 Electrical feed.



Isometric



Sign Type P-1
Freestanding Parking
Deck Identification



Sign is internally illuminated.

Sign Type P-1.1
Supplemental Panel

P codes correspond to paint colors, which can be found on the Colors and Materials sheet.

V codes correspond to vinyl colors, which can be found on the Colors and Materials sheet.

M codes correspond to materials, which can be found on the Colors and Materials sheet.

T codes correspond to system typefaces, which can be found on the Typography, Symbols & Art sheet.

S codes correspond to system symbols, which can be found on the Typography, Symbols & Art sheet.

A codes correspond to system art, which can be found on the Typography, Symbols & Art sheet.

DATE DESCRIPTION

12.03.07	Design Intent
07.18.08	FOR BID

SCALE

1/2"=1'-0"

City of Raleigh

Raleigh, NC

Sign Type P-4
Public Parking Lot ID



Sign Types P-4.1, P-4.2
Supplemental Panels

P codes correspond to paint colors, which can be found on the Colors and Materials sheet.

V codes correspond to vinyl colors, which can be found on the Colors and Materials sheet.

M codes correspond to materials, which can be found on the Colors and Materials sheet.

T codes correspond to system typefaces, which can be found on the Typography, Symbols & Art sheet.

S codes correspond to system symbols, which can be found on the Typography, Symbols & Art sheet.

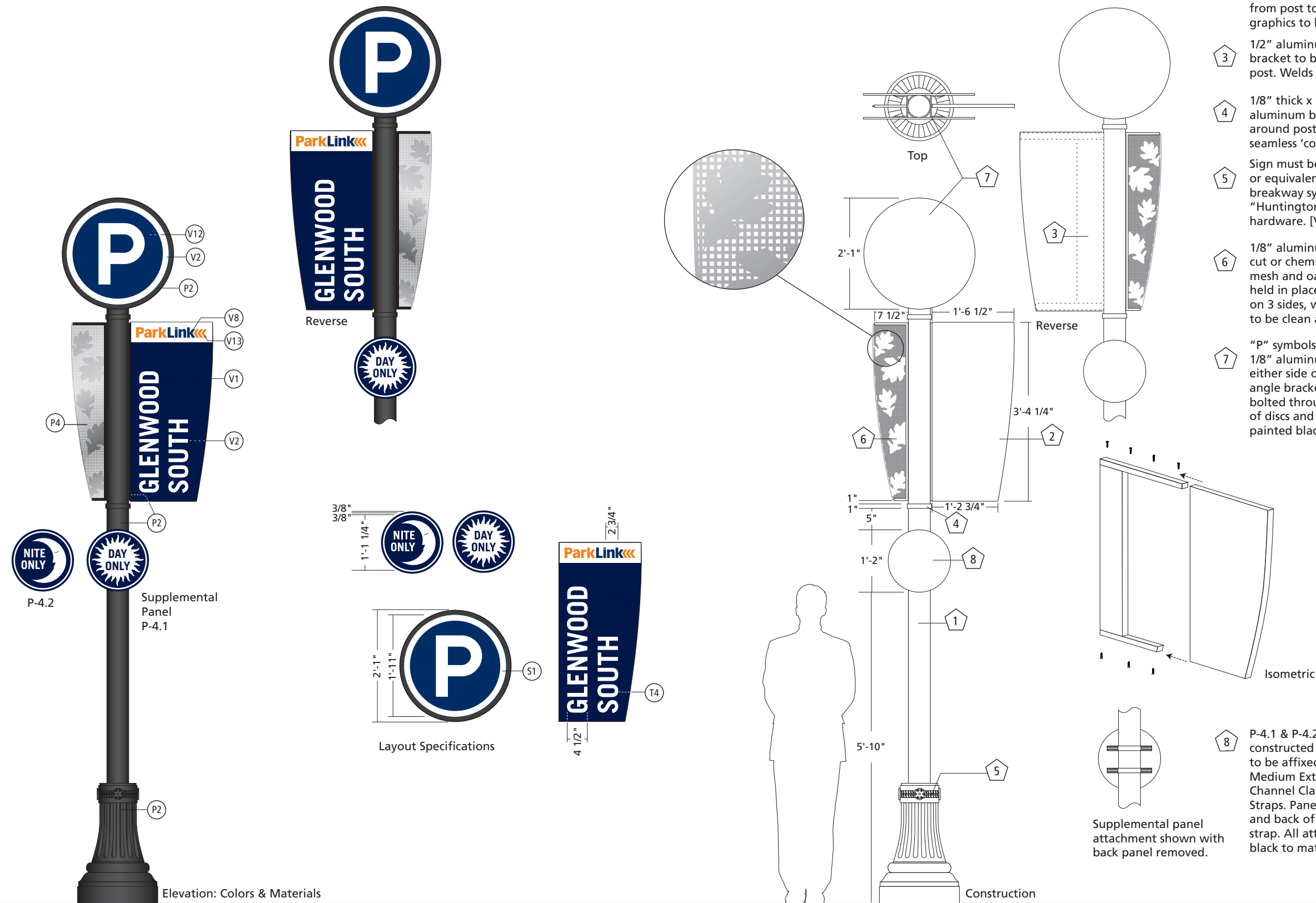
A codes correspond to system art, which can be found on the Typography, Symbols & Art sheet.

DATE DESCRIPTION

12.03.07
07.18.08 Design Intent
FOR BID

SCALE

1/2"=1'-0"



- 1 5 inch aluminum post.
- 2 1/2" deep [inside dimension] fabricated aluminum sign cabinet to slide over aluminum support brackets and screw in place from top and bottom. Cabinet unit is spaced 1/2" from post to create reveal. Copy and graphics to be reflective vinyls.
- 3 1/2" aluminum fabricated support bracket to be welded directly to post. Welds to be clean and smooth.
- 4 1/8" thick x 1" tall decorative aluminum bands to be wrapped around post and welded to form seamless 'collar'.
- 5 Sign must be installed with Pole-Safe or equivalent FHWA-approved breakway system. Valmont Historic "Huntington" base cover to conceal hardware. [Valmont.com]
- 6 1/8" aluminum fin to be water jet cut or chemically etched to create mesh and oak leaf pattern. To be held in place with u-channel frame on 3 sides, welded to post. Welds to be clean and smooth.
- 7 "P" symbols to be created by two 1/8" aluminum discs, attached to either side of the support post by angle brackets welded to discs and bolted through post. Reverse side of discs and bracket structure to be painted black.

8 P-4.1 & P-4.2 supplemental panels to be constructed from 1/8" aluminum. Panels to be affixed to post with SignFix® Medium Extrusions, SignFix® Universal Channel Clamps and Band-It® Buckle Straps. Panels will occur on the front and back of the post, sharing a Band-It strap. All attachment hardware to be black to match post.

Elevation: Colors & Materials

Construction

Sign Type P-1 & P-4 Messages

Sign Type P-1 Messages



Sign Type P-4 Messages



DATE	DESCRIPTION
06.23.08	Messages
07.1.08	Revised messaging
07.18.08	FOR BID

SCALE

1/2"=1'-0"

City of Raleigh

Raleigh, NC

Sign Type K-1a or K-1b Pedestrian Map Kiosk, Freestanding

K-1a: Double-sided

K-1b: Single-sided



Sign Type M Pedestrian Map, Wall-Mounted



P codes correspond to paint colors, which can be found on the Colors and Materials sheet.

V codes correspond to vinyl colors, which can be found on the Colors and Materials sheet.

M codes correspond to materials, which can be found on the Colors and Materials sheet.

T codes correspond to system typefaces, which can be found on the Typography, Symbols & Art sheet.

S codes correspond to system symbols, which can be found on the Typography, Symbols & Art sheet.

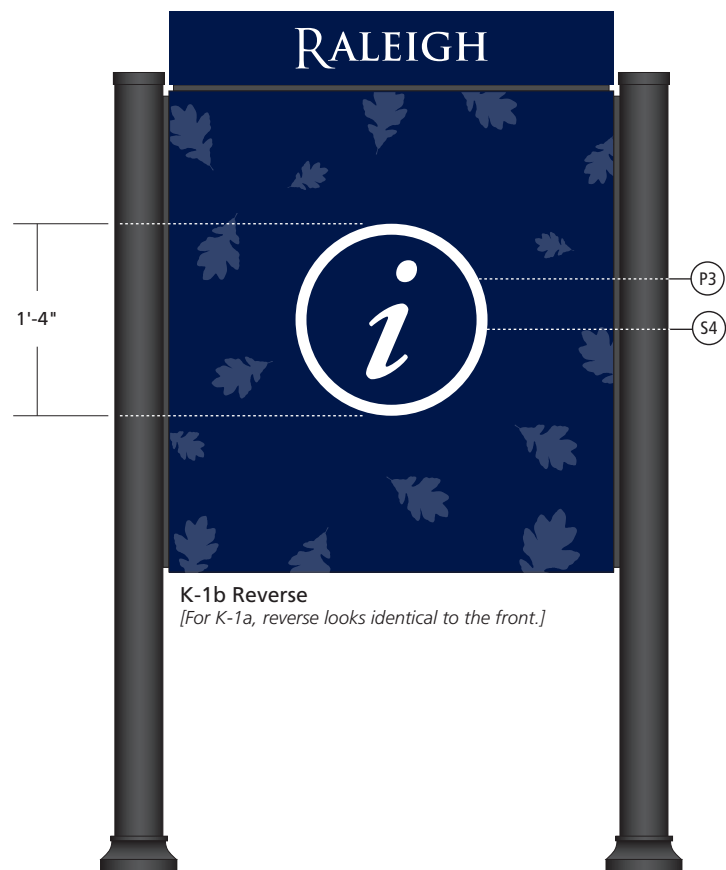
A codes correspond to system art, which can be found on the Typography, Symbols & Art sheet.

DATE DESCRIPTION

12.03.07	Design Intent
07.18.08	FOR BID


SCALE

3/4"=1'-0"



K-1b Reverse
 [For K-1a, reverse looks identical to the front.]

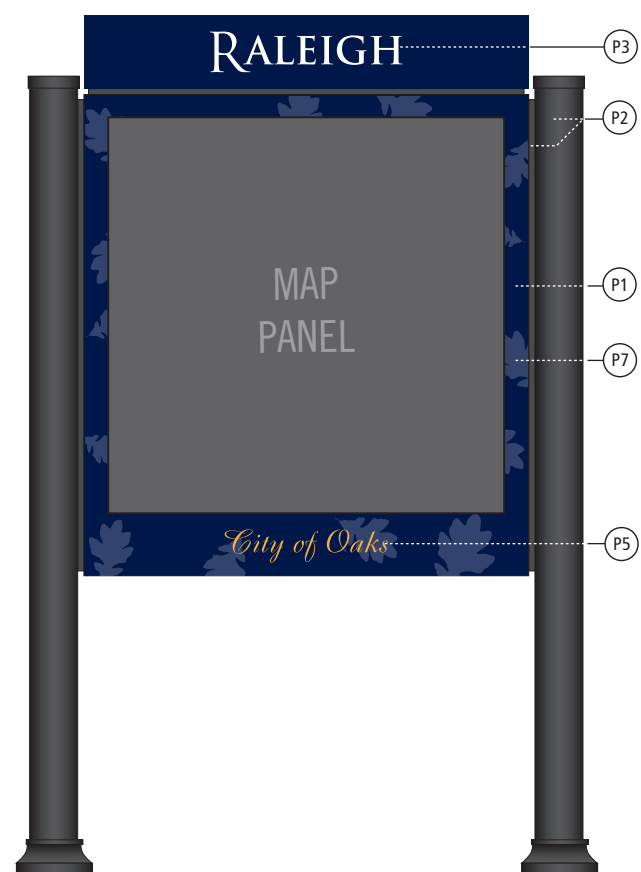
- 1 4" deep non-illuminated aluminum cabinet, painted, with silkscreened graphics.
- 2 1/2" reveal between top and bottom cabinets, and between bottom cabinet and support posts, painted.
- 3 4" deep aluminum cabinet, painted, with silkscreened graphics. Cabinet face(s) must be hinged and lockable to accept a changeable fiberglass map panel.
- 4 Embedded fiberglass map panel to be held behind opening in aluminum cabinet. Map must be removable through a hinged cabinet face.
- 5 4 inch aluminum posts with 1" tall caps to seal the tops.
- 6 Sign does NOT require a breakway system. Decorative base cover to conceal mounting hardware.



Top



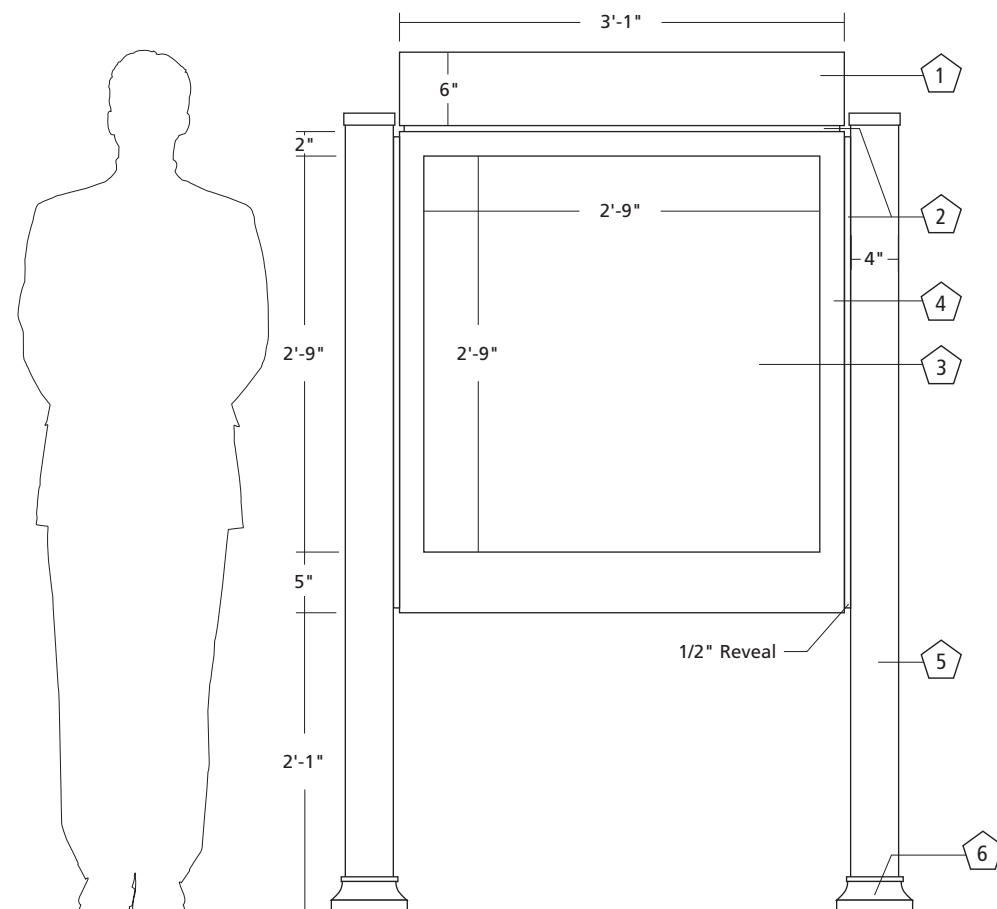
Sign Type M, Replacement Map Panel
 Surface mounted to end panel of existing newspaper racks. Overall fiberglass embedded graphic panel 44.5 x 47 inches with arched top.



Elevation: Colors and Materials



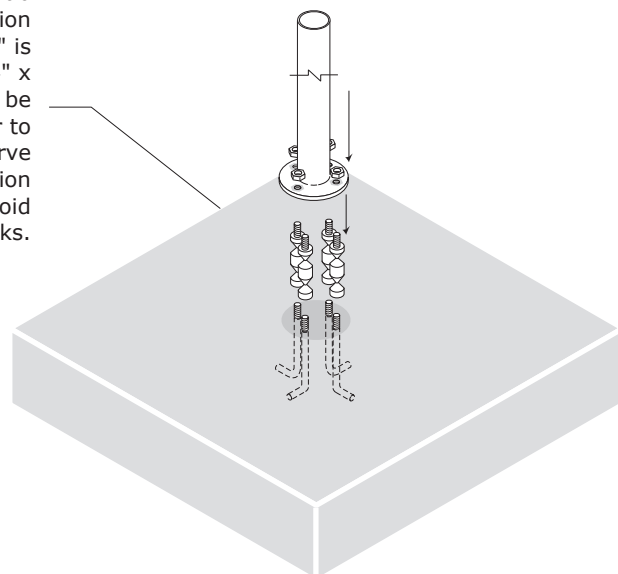
Side



Construction

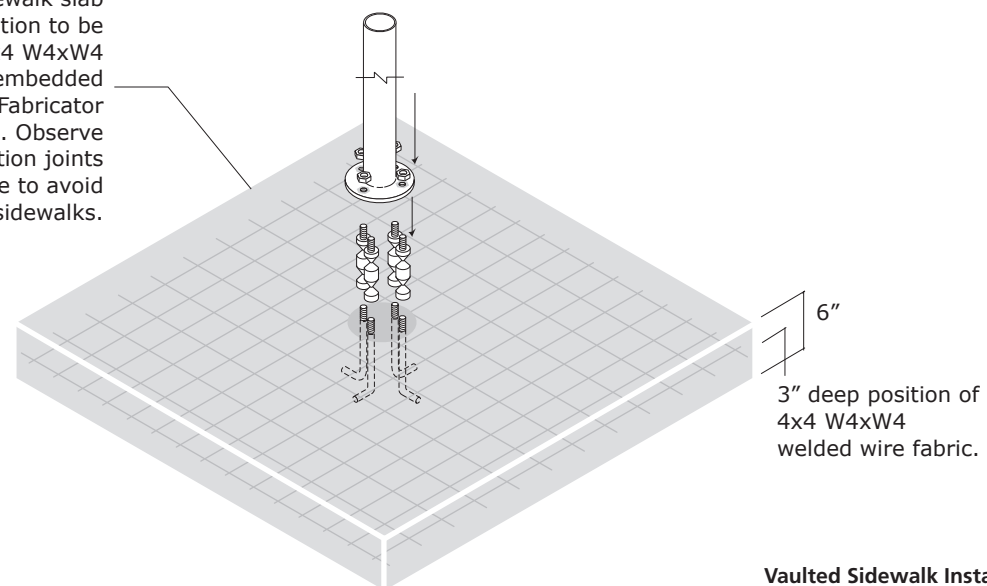
Breakaway Sign Base/
Foundation Details

3000 psi concrete sidewalk slab foundation, 12" thick. Foundation to be 25 sq. ft. 5'-0" x 5'-0" is ideal, but size may vary to 8'-4" x 3'-0", but no dimension may be less than 3'-0". Fabricator to provide final engineering. Observe location of existing construction joints as much as possible to avoid disruption to existing sidewalks.



Sidewalk Installation

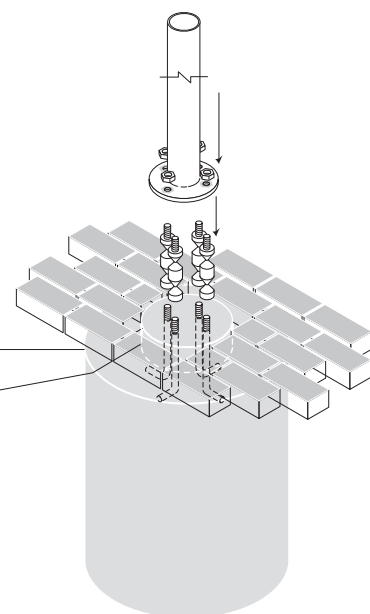
3000 psi concrete sidewalk slab foundation, 6" thick. Foundation to be 64 sq. ft. 8'-0" x 8'-0". 4x4 W4xW4 welded wire fabric to be embedded with 3" typical clearance. Fabricator to provide final engineering. Observe location of existing construction joints as much as possible to avoid disruption to existing sidewalks.



Vaulted Sidewalk Installation

3000 psi concrete foundation cylinder. Fabricator to engineer dimensions.

Small 2-# tall concrete cylinder poured integral to larger cylinder to allow cover plate to lay at same plane as paving bricks.



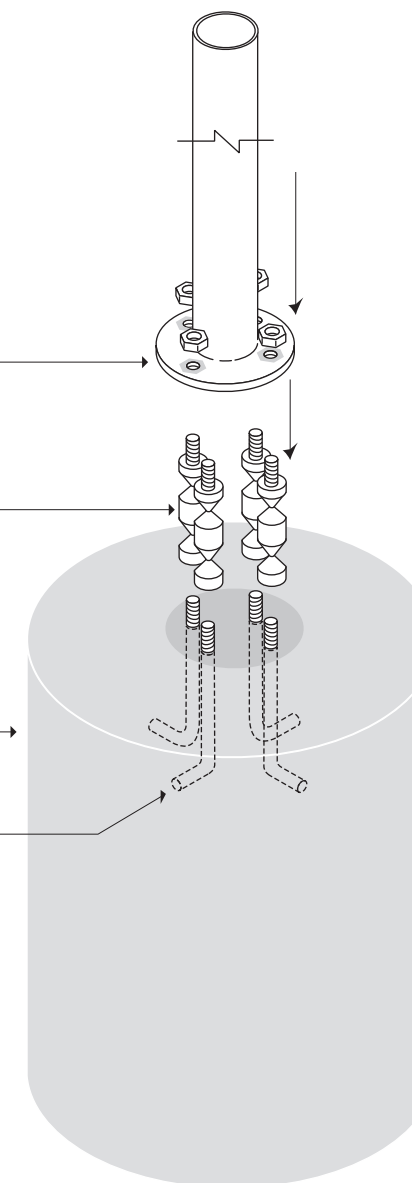
Brick Paver Installation

Sign post base flange.

FHWA-approved Transpo PoleSafe® breakaway supports to be attached to J-bolts below and base flange above. Coupling to be engineered and installed according to manufacturer's specifications.

3000 psi concrete foundation cylinder. Fabricator to engineer dimensions.

Galvanized "J" Anchor Bolts.



Ground/Soil Installation

DATE DESCRIPTION

12.03.07	Design Intent
07.18.08	FOR BID

SCALE

N/A

© 2008

corbindesign
109 East Front Suite 304
Traverse City, MI 49684
231 947.1236