

LED AREA LIGHTS - LSI SLICE SMALL (XLCS)



DOE LIGHTING FACTS

Department of Energy has verified representative product test data and results in accordance with its Lighting Facts Program. Visit www.lightingfacts.com for specific catalog strings.

LIGHT OUTPUT - XLCS							
		Lumens (Nominal)					Watts (Nominal)
		Type 3	Type FT	Type 5	Type5E	TypeFTE	
Cool White	SS	10100	11400	11400	8200	7800	97
	HO	14000	15500	15700	11600	10600	140
Neutral White	SS	9700	10400	10800	7900	7500	97
	HO	13400	14700	15200	11000	10500	140

LED Chips are frequently updated therefore values may increase.

US & Int'l. patents pending

SMARTTEC™ - LSI drivers feature integral sensor which reduces drive current, when ambient temperatures exceed rated temperature.

ENERGY SAVING CONTROL OPTION - DIM - 0-10 volt dimming enabled with controls by others. Available with High Output (HO) drive current only.

EXPECTED LIFE - Minimum 60,000 hours to 100,000 hours depending upon the ambient temperature of the installation location. See LSI web site for specific guidance.

LEDS - Select high-brightness LEDs in Cool White (5000K), or Neutral White (4000K) color temperature, 70 CRI.

DISTRIBUTION/PERFORMANCE - Types 3, FT, 5 and extended 5E and FTE. Exceptional uniformity creates bright environment at lower light levels. Internal Louver (IL) option available for improved backlight control without sacrificing street side performance for FT distribution.

HOUSING - One-piece, die-formed aluminum housing contains factory prewired driver. Wiring access door (with safety lanyard) located underneath.

OPTICAL UNIT - Clear tempered flat glass lens permanently sealed to weather-tight aluminum optic frame creates an IP65 rated optical unit (includes pressure-stabilizing breather).

MOUNTING - Tapered rear design allows fixtures to be mounted in 90° and 120° configurations without the need for extension arms. Use with 3" reduced drilling pattern. A round pole plate is required for mounting to round poles. Wall mount available by ordering wall mounting bracket (BKS-XBO-WM-* -CLR). Proprietary pole quick mount accessories available with horizontal mounting or fixed 15° angled mounting (PQMH-KIT-CLR and PQM15-KIT-CLR) for mounting to square poles. See Accessory Ordering Information chart for all brackets.

ELECTRICAL - Two-stage surge protection (including separate surge protection built into electronic driver) meets IEEE C62.41.2-2002, Location Category C. Available with universal voltage power supply 120-277 VAC (50/60Hz input), and 347-480 VAC. Optional button-type photocells (PCI) are available in 120, 208, 240, 277 or 347 volt (supply voltage must be specified).

DRIVER - Available in SS (Super Saver) and HO (High Output) drive currents. Components are fully encased in potting material for moisture resistance. Driver complies with FCC standards. Driver and key electronic components can easily be accessed.

OPERATING TEMPERATURE - -40°C to +50°C (-40°F to +122°F)

FINISH - Fixtures are finished with LSI's DuraGrip® polyester powder coat finishing process. The DuraGrip finish withstands extreme weather changes without cracking or peeling. Available in black, bronze and white. Other standard LSI finishes available. Consult factory.

WARRANTY - LSI LED fixtures carry a limited 5-year warranty.

PHOTOMETRICS - Please visit our web site at www.lsi-industries.com for detailed photometric data.

SHIPPING WEIGHT (in carton) - One fixture: 17.5 lbs. (7.9 kg). Packed two per carton: 30 lbs. (13.6 kg).

LISTING - UL listed to U.S. and international safety standards. Suitable for wet locations. For a list of the specific products in this series that are DLC listed, please consult the LED Lighting section of our website or the Design Lights website at www.designlights.org.

This product, or selected versions of this product, meet the standards listed below. Please consult factory for your specific requirements.



Fixtures comply with ANSI C136.31-2010 American National Standard for Roadway Lighting Equipment - Luminaire Vibration 1.5G requirements.



Project Name _____ Fixture Type _____
 Catalog # _____

10/21/15
 © 2015
 LSI INDUSTRIES INC.







LED AREA LIGHTS - LSI SLICE SMALL (XLCS)

LUMINAIRE ORDERING INFORMATION

TYPICAL ORDER EXAMPLE: **XLCS 5 LED SS CW UE BLK PCI120**

Prefix	Distribution	Light Source	Drive Current	Color Temperature	Input Voltage	Finish	Options
XLCS	3 - Type III 5 - Type V FT - Forward Throw 5E - Type V Extended FTE - Forward Throw Extended	LED	SS - Super Saver HO - High Output	CW - Cool White (5000K) NW - Neutral White (4000K)	UE - Universal Voltage (120-277V) 347-480 Universal Voltage (347-480V)	BLK - Black BRZ - Bronze WHT - White	DIM - 0-10V Dimming (from external signal) available with High Output (HO) drive current only Button Type Photocells PCI120 - 120V PCI208-277V - 208-277V PCI347 - 347V IL - Internal Louver (available with FT distribution only)

LUMINAIRE EPA CHART - XLCS

 Single	0.4
 D180°	0.8
 D90°	0.6
 T90°	1.4
 TN120°	1.4
 Q90°	1.6

Note: House Side Shield adds to fixture EPA. Consult Factory.

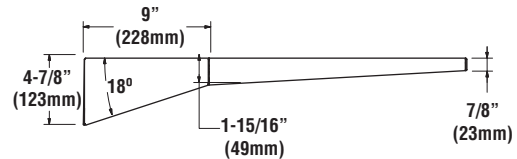
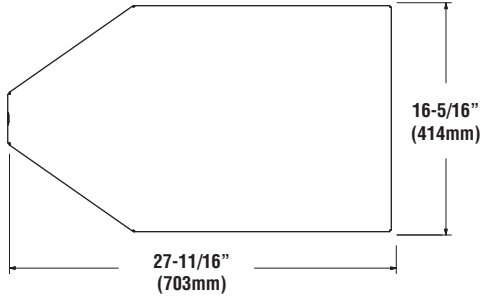
ACCESSORY ORDERING INFORMATION (Accessories are field installed)

Description	Order Number	Description	Order Number
BKS-XB0-WM-* -CLR Wall Mount Bracket	382132CLR	DFK208, 240 Double Fusing (208V, 240V)	DFK208, 240 ²
XLCS-3/FT-HSS House Side Shield (Black only)	603162BLK ¹	DFK480 Double Fusing (480V)	DFK480 ²
X4RPP Round Pole Plate for 4 Poles	379967CLR	FK347 Single Fusing (347V)	FK347 ²
X5RPP Round Pole Plate for 5 Poles	379968CLR	PQMH-KIT-CLR Square Pole Quick Mount Horizontal Bracket	582328CLR
FK120 Single Fusing (120V)	FK120 ²	PQM15-KIT-CLR Square Pole Quick Mount Bracket w/fixed 15° Angle	582329CLR
FK277 Single Fusing (277V)	FK277 ²		

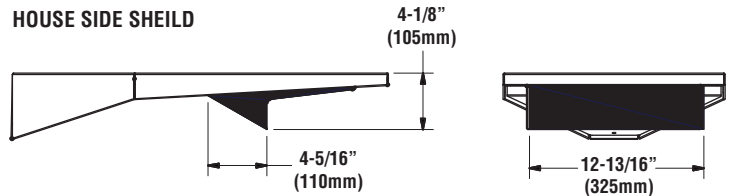
FOOTNOTES:

- 1 - House Side Shields add to fixture EPA. Consult factory.
- 2 - Fusing must be located in the hand hole of pole.

DIMENSIONS



HOUSE SIDE SHIELD



Project Name _____ Fixture Type _____
Catalog # _____

10/21/15
© 2015
LSI INDUSTRIES INC.