







**LEGEND**

-  Study Area Boundary
-  City Boundary

**Farmland Category**

-  Primary Importance
-  Statewide Importance
-  WILLIAMSON ACT
-  Primary Service Boundary

