





**LEGEND**

-  Study Area Boundary
-  Town Center
-  Primary Service Boundary
-  CITY BOUNDARY

Manteca General Plan



**CONCENTRIC GROWTH AROUND THE HISTORIC CITY CORE**

**FIGURE 11-1**